

ABB AC500

Supported Series: ABB AC500

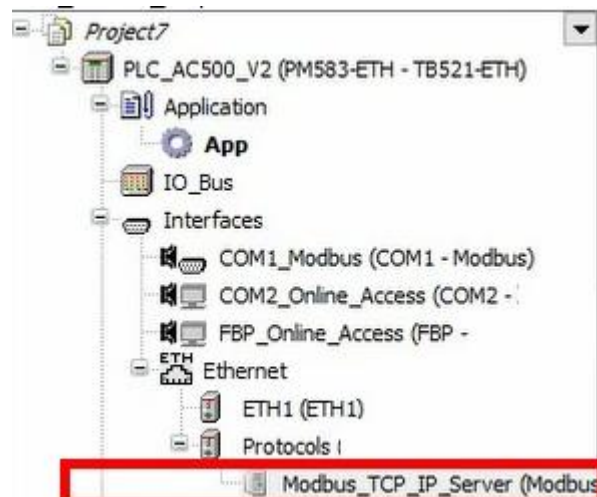
HMI Settings:

Parameters	Recommended	Options	Notes
PLC type	ABB AC500		
PLC I/F	RS485 2W	RS232/RS485 2W / Ethernet	
Baud rate	19200		
Data bits	8		
Parity	Even		
Stop bits	1		
PLC sta. no.	0		
Port no.	502		Ethernet

HMI Settings:

In the PLC IDE, add a Modbus TCP server to your device tree within your Automation Builder software

Example: PLC_AC500_V2



Device Address:

Bit/Word	Device type	Format	Range	Addressing in Automation Builder
B	MX0	DDDDo	0 ~ 81917	%MX0.0.0 ~ 0.8191.7
B	MW_BIT	DDDDDdd	0 ~ 3276715	*Note
W	MW0	DDDDD	0 ~ 32767	%MW0.0 ~ 0.32767
W	MW1	DDDDD	0 ~ 32767	%MW1.0 ~ 1.32767
DW	MD0	DDDDD	0 ~ 16383	%MD0.0 ~ 0.16383
DW	MD1	DDDDD	0 ~ 16383	%MD1.0 ~ 1.16383

Note: MW_BIT is used for Bit access in any MW0.

Wiring Diagram:

Diagram 1

RS-232

The serial port pin assignments may vary between HMI models, please click the following link for more information.




Diagram 2

RS-485 2W

The serial port pin assignments may vary between HMI models, please click the following link for more information.




Diagram 3

Ethernet cable:

